



US006857963B1

(12) **United States Patent**
Suzuki

(10) **Patent No.:** **US 6,857,963 B1**
(45) **Date of Patent:** **Feb. 22, 2005**

(54) **CONJURING TOOL FOR PERFORMING
CARD TRICK**

(75) Inventor: **Toru Suzuki**, Tokyo (JP)

(73) Assignee: **Tenyo Co., Ltd.**, Tokyo (JP)

(*) Notice: Subject to any disclaimer, the term of this
patent is extended or adjusted under 35
U.S.C. 154(b) by 0 days.

(21) Appl. No.: **10/827,280**

(22) Filed: **Apr. 20, 2004**

(30) **Foreign Application Priority Data**

Sep. 5, 2003 (JP) 2003-313833

(51) **Int. Cl.⁷** **A63J 5/02**

(52) **U.S. Cl.** **472/63; 472/71; 40/427**

(58) **Field of Search** **472/57, 63, 71;
40/427, 436, 437, 438, 445**

(56) **References Cited**

U.S. PATENT DOCUMENTS

1,219,731 A * 3/1917 Hall 40/443
1,762,501 A * 6/1930 Brehmer 472/71
3,661,385 A * 5/1972 Schneider 472/63
4,565,364 A * 1/1986 Kondo 472/69

5,348,220 A * 9/1994 Setteducati 232/1 D
5,467,871 A * 11/1995 DeField 206/232
6,070,350 A * 6/2000 Fantone et al. 40/454
6,191,700 B1 * 2/2001 Cardona 340/815.55
6,226,906 B1 * 5/2001 Bar-Yona 40/454

* cited by examiner

Primary Examiner—K. T. Nguyen

(74) *Attorney, Agent, or Firm*—Swidler Berlin LLP

(57) **ABSTRACT**

In order to provide a conjuring tool which is simple in construction and operation, there is provided a conjuring tool for performing a card trick wherein a recessed accommodating portion **32** for accommodating therein a note or card that is inserted thereinto from the outside of the conjuring tool is formed in the interior of the conjuring tool, wherein there are provided an open window portion **12** for allowing the note or card that has been so inserted into the recessed accommodating portion **32** to be viewed from the outside of the conjuring tool via a special plate **20** that has an effect of making a viewer feel a certain degree of depth due to a three-dimensional pattern produced by a moire phenomenon and a film **33** disposed between the note or card so inserted and the special plate **20** and having transparent portions and non-transparent portions, and wherein the film **33** is arranged to move on the note or card.

3 Claims, 7 Drawing Sheets

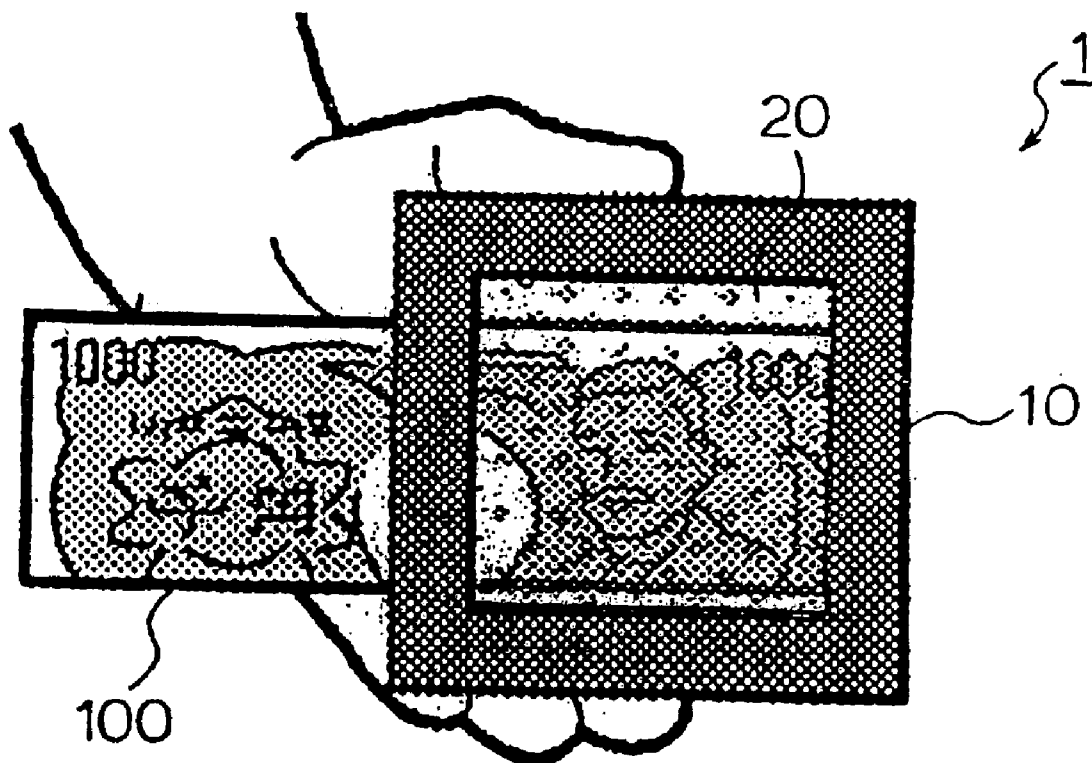


FIG. 1

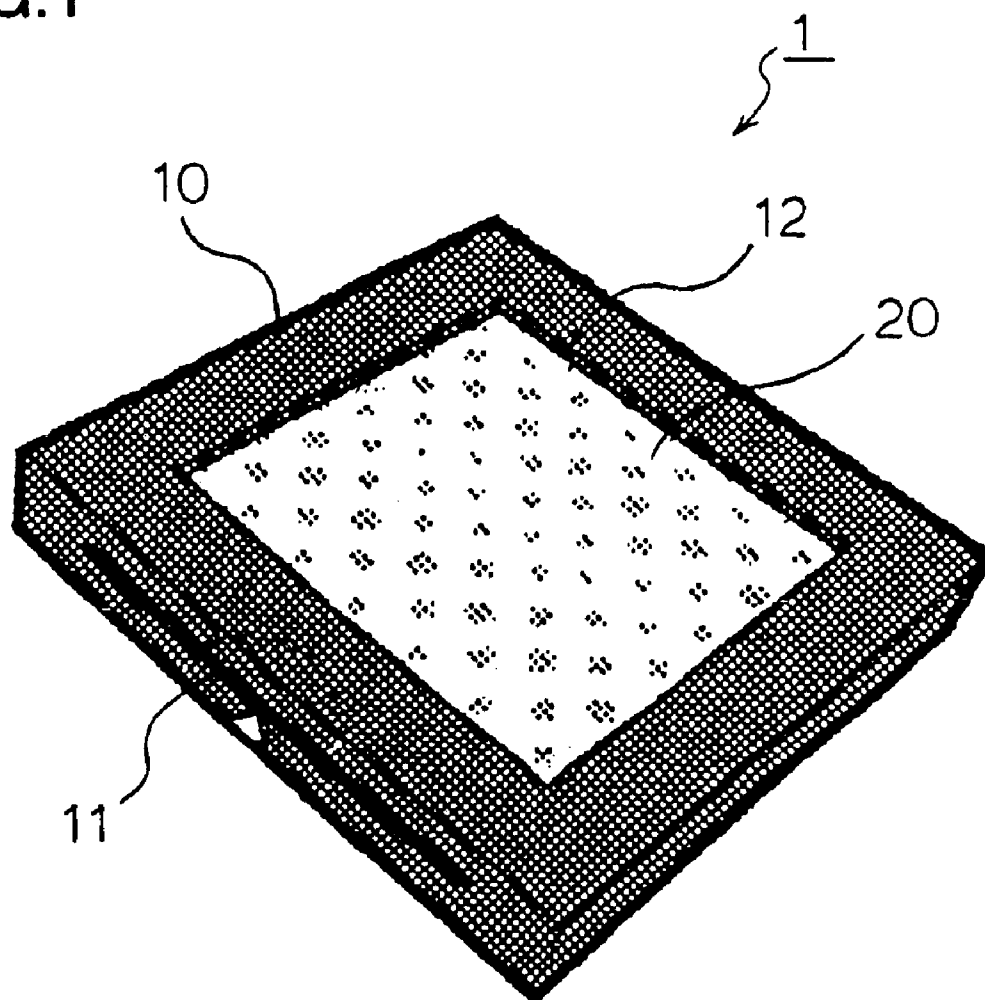


FIG. 2

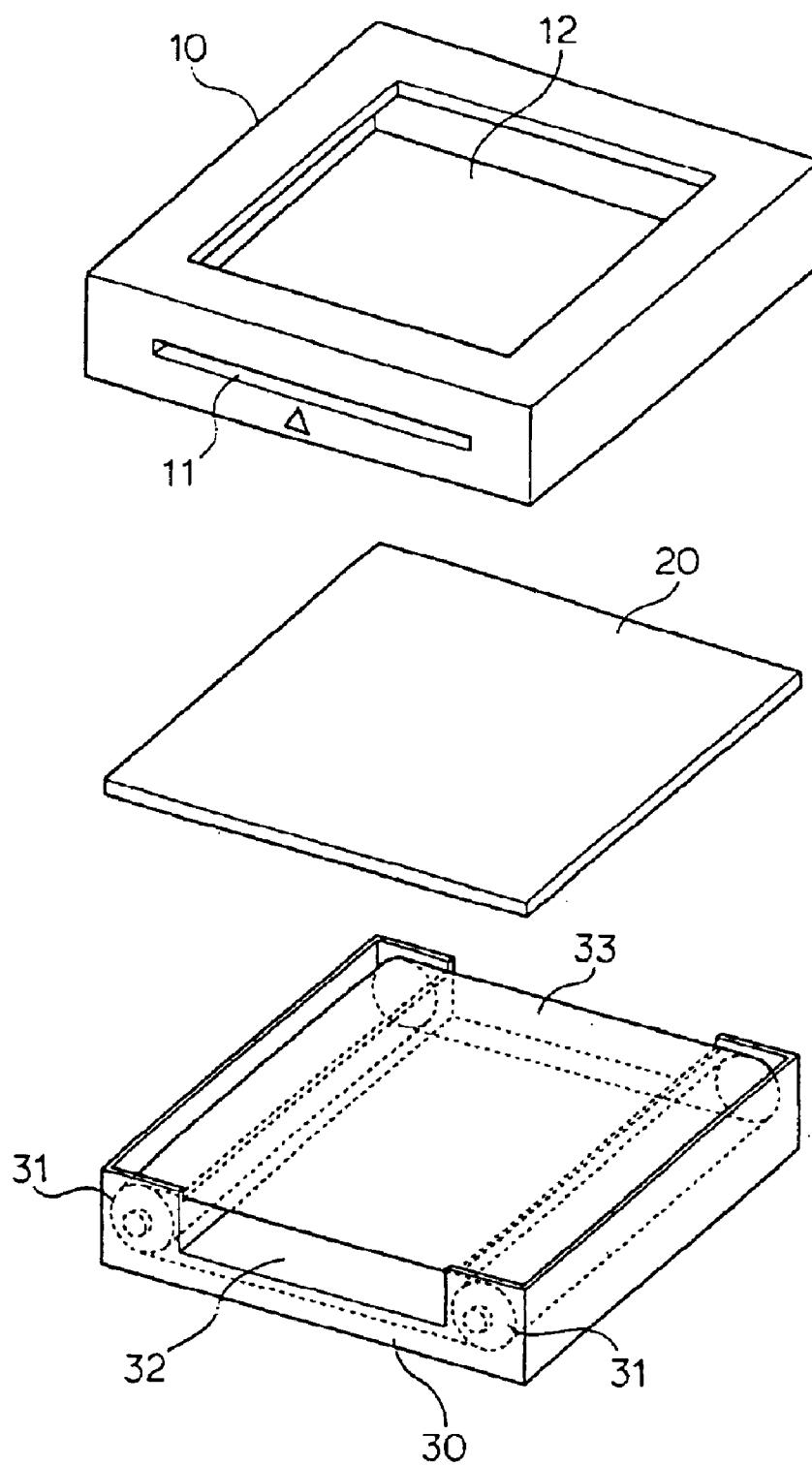


FIG.3

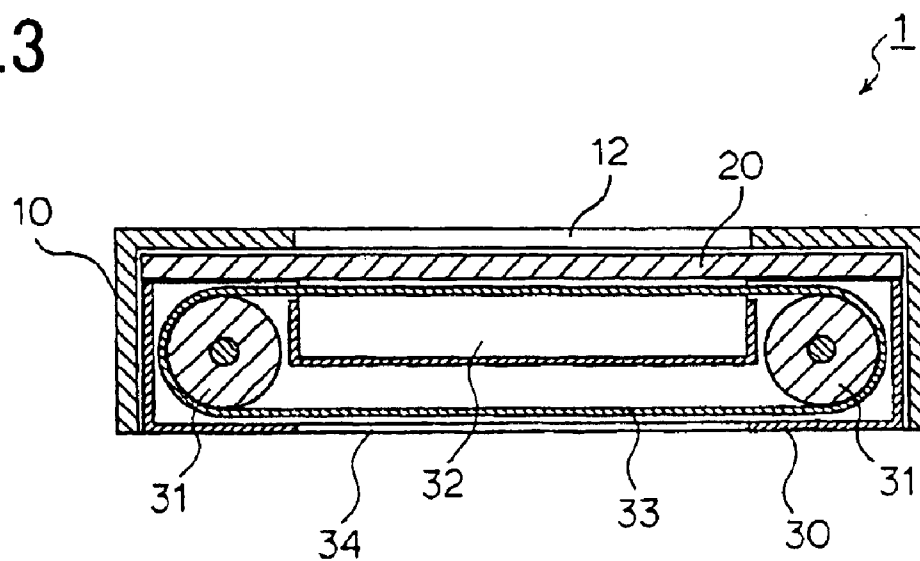


FIG.4

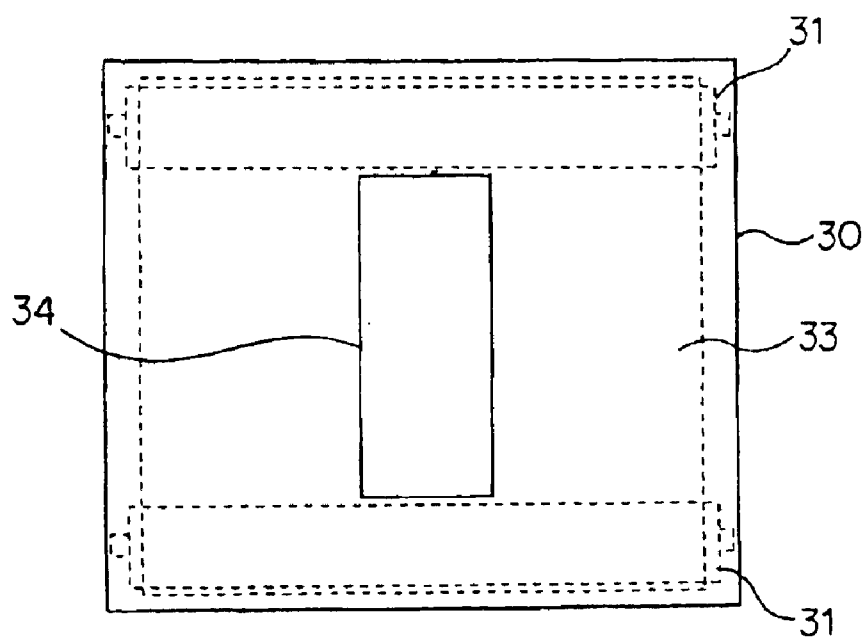


FIG. 5

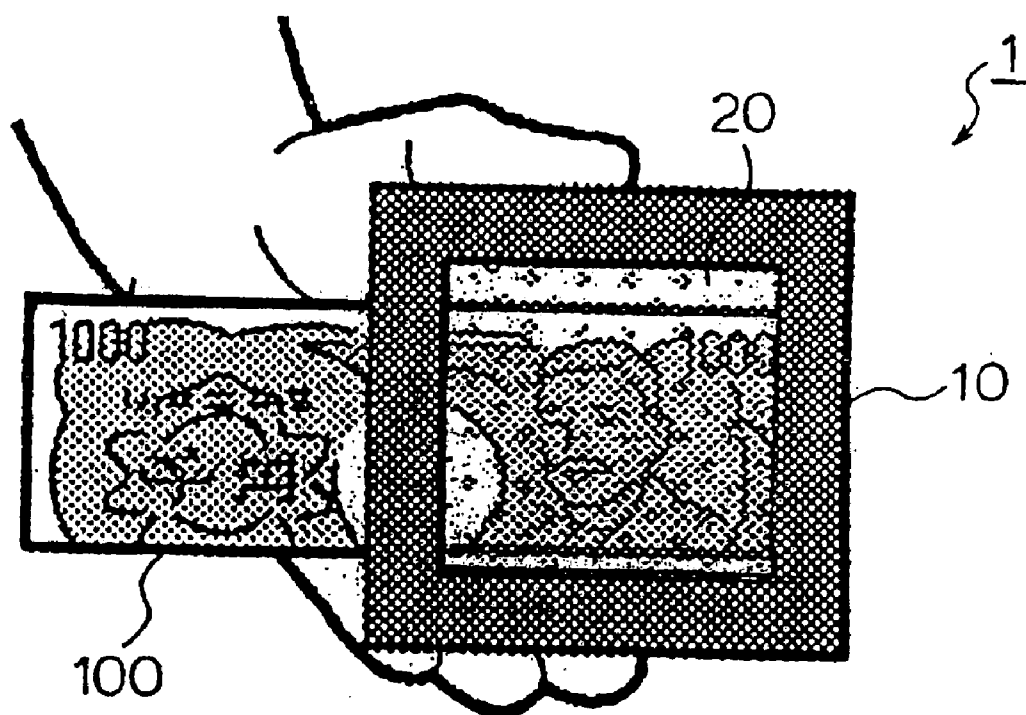


FIG. 6

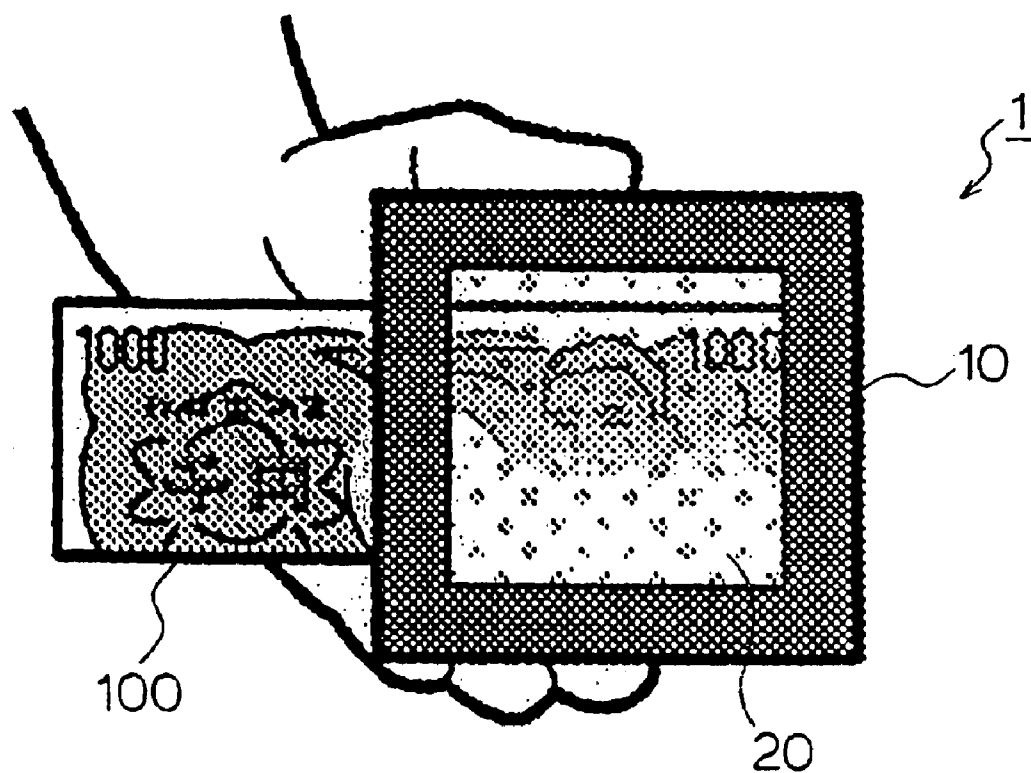


FIG. 7

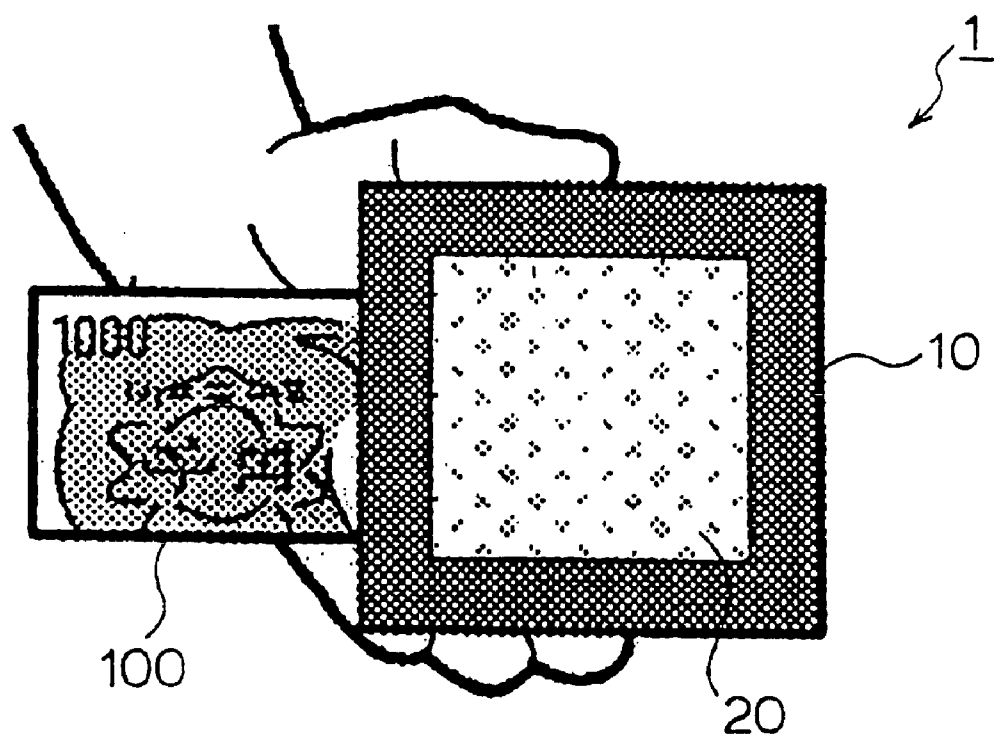


FIG.8(a)

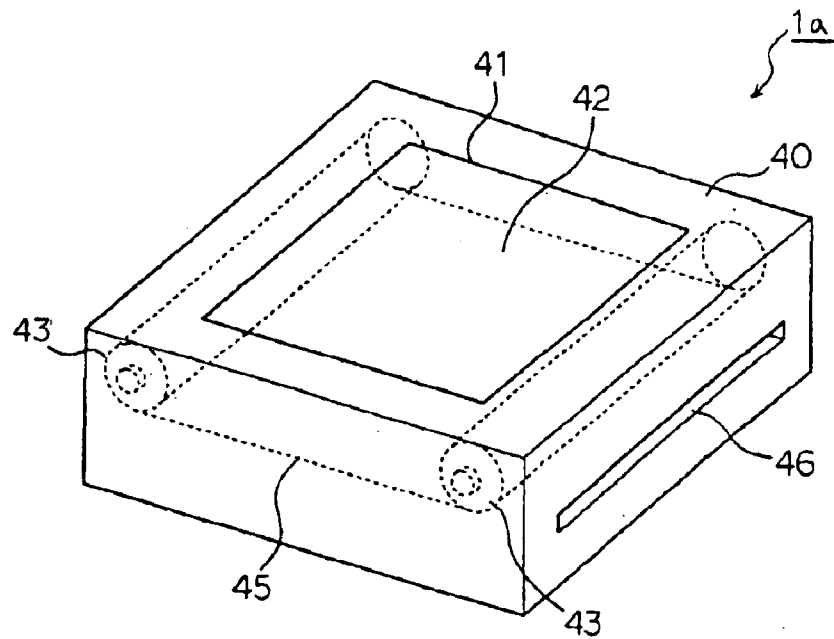
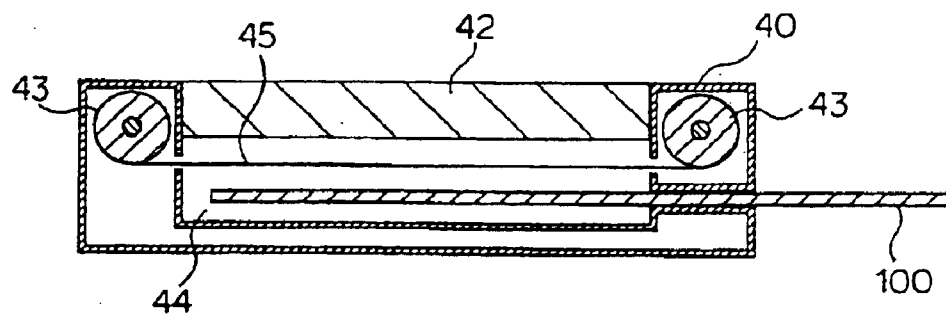


FIG.8(b)



1

CONJURING TOOL FOR PERFORMING CARD TRICK

BACKGROUND OF THE INVENTION

1. Technical Field

The present invention relates to a conjuring tool using a note or card, and more particularly to a conjuring tool for performing a card trick which can give a viewer an illusion that a note or card that is inserted into a box disappears gradually in front of the viewer and part of the note or card that has so disappeared reappears gradually in front of the viewer.

2. Description of the Related Art

Conventionally, there have existed conjuring tools for performing a trick in which every object including a note and a card is accommodated in a box and a lid is closed, and when the lid is then opened, the object that should remain in the box is found to have disappeared momentarily, and when the lid is closed again and is then reopened, the object that disappeared just now is found to have reappeared in the box.

Note that the conventional conjuring tools have been open to the general public, and the applicant for this invention possesses or has seen the publicly open conjuring tools but does not have documents that describe the related art, and therefore, there is disclosed herein no document that describes the related art for the invention.

However, there has existed no conjuring tool for performing a trick in which an object is made to disappear gradually in front of the viewer and then part of the object that disappeared just now is made to reappear gradually in front of the viewer, the trick being different from the conventional one in which an object is made to disappear and then to reappear after the lid is closed so as to conceal the object from the eyes of the viewer.

Moreover, there has existed no such conjuring tool that is simple in construction and operation.

SUMMARY OF THE INVENTION

Then, an object of the present invention is to provide a conjuring tool which uses a note or card for performing a trick which can give a viewer an illusion that a note or card that is inserted into a box disappears gradually in front of the viewer and part of the note or card that disappeared just now then reappears gradually in front of the viewer, and which is simple in construction and operation.

With a view to attaining the object, according to the present invention, there is provided a conjuring tool for performing a card trick wherein a recessed accommodating portion for accommodating therein a note or card that is inserted thereinto from the outside of the conjuring tool is formed in the interior of the conjuring tool, wherein there are provided an open window portion for allowing the note or card that has been so inserted into the recessed accommodating portion to be viewed from the outside of the conjuring tool via a special plate that has an effect of making the viewer feel a certain degree of depth due to a three-dimensional pattern produced by a moire phenomenon and a film disposed between the note or card so inserted and the special plate and having transparent portions and non-transparent portions, and wherein the film is arranged to move on the note or card.

In addition, in the conjuring tool for performing a card trick, the recessed accommodating portion is formed between two rollers that are provided in parallel in the

2

interior of the conjuring tool, and the film may be attached to the two rollers so that the whole of the film is moved via the rollers, whereby the film is allowed to move on the note or card.

Furthermore, in the conjuring tool for performing a card trick, the film surrounds the recessed accommodating portion in a direction which intersects at right angles with a direction in which the note or card is inserted, the film is extended between the two rollers in such a manner that part of the film that passes along a backside of the conjuring tool passes between the recessed accommodating portion and a bottom side of the conjuring tool, and an open operating window portion is provided in the bottom side of the conjuring tool for allowing the part of the film that passes along the back side of the conjuring tool to be exposed, so that the whole of the film can be moved via the rollers when an operator moves with his or her finger the part of the film that passes along the back side of the conjuring tool in a direction which is normal to an axial direction of the rollers.

According to the conjuring tool for performing a card trick of the present invention, it is possible to impart the viewer wonder in which the note or card inserted into the box disappears gradually in front of the viewer and part of the note or card that disappeared just now appears gradually in front of the viewer. Furthermore, since the conjuring tool for performing a card trick according to the present invention is simple in construction and operation, there is provided an advantage wherein even a child who has no skillful technique can perform a trick easily by using the conjuring tool for performing a card trick according to the invention.

BRIEF DESCRIPTION OF THE DRAWINGS

FIG. 1 is a perspective view showing a conjuring tool for performing a card trick according to the invention,

FIG. 2 an exploded view showing constituent elements of the conjuring tool for performing a card trick shown in FIG. 1,

FIG. 3 is a cross-sectional view showing an internal construction of the conjuring tool for performing a card trick shown in FIG. 1,

FIG. 4 is a bottom view of the conjuring tool for performing a card trick shown in FIG. 1,

FIG. 5 is a view showing a state in which a note is inserted into the conjuring tool for performing a card trick according to the invention,

FIG. 6 is a view showing a process in which the note in an open window portion is seen to be disappearing gradually by the operation of the conjuring tool for performing a card trick of the invention,

FIG. 7 is a view showing a state in which the note in the open window portion is seen to have disappeared completely by the operation of the conjuring tool for performing a card trick of the invention, and

FIG. 8 shows another embodiment of a conjuring tool for performing a card trick, in which FIG. 8(a) is a drawing showing the construction of a base in the embodiment, and FIG. 8(b) is a drawing showing a state in which a note is inserted into the conjuring tool using the base.

DESCRIPTION OF THE PREFERRED EMBODIMENTS

Referring the accompanying drawings, an embodiment of a conjuring tool for performing a card trick according to the invention will be described below.

3

Construction of Conjuring Tool for Performing a Card Trick

Firstly, the construction of a conjuring tool **1** for performing a card trick according to the embodiment will be described by reference to FIGS. 1 to 4.

The conjuring tool **1** for performing a card trick or card trick performing conjuring tool **1** according to the embodiment includes, as shown in FIG. 2, a frame case **10**, a special plate **20** and a base **30**.

Next, the respective constituent elements of the card trick performing tool **1** will be described below.

Frame Case

The frame case **10** is constructed so as to cover the base **30**. Then, an insertion opening **11** is formed in at least one side of the frame case **10** as shown in FIG. 2 for insertion of a note or card, which will be described later on. In addition, an open window portion **12** is formed in an upper side (a front side) of the frame case **10** for allowing the viewer to view a note or card that is inserted in the tool.

Special Plate

The special plate **20** is such as to produce a three-dimensional pattern thereon. When the viewer looks at this special plate **20** from the front side thereof, it looks to the viewer as if the three-dimensional pattern had a certain depth and was receding deeper than the surface of the special plate **20** to thereby provide a three-dimensional feeling.

Note that while in this embodiment, a dot-like three-dimensional pattern is produced, the form of the three-dimensional pattern can be selected arbitrarily.

In addition, as a special plate that can provide such an effect, Japanese Patent No. 3131771 discloses one which produces a three-dimensional pattern by a moire phenomenon for example.

Base

The base **30** has two rollers **31** which are mounted thereon in such a manner that axial directions of the respective rollers **31** become parallel with each other. Then, a recessed accommodating portion **32** is formed between the two rollers **31** so mounted for accommodating therein a note or card that is inserted as will be described later on.

In addition, a film **33** having transparent portions and non-transparent portions is extended between the two rollers **31**, as shown in FIGS. 2 and 3, in such a manner as to surround the recessed accommodating portion in a direction which becomes normal to the axial direction of the rollers and in such a manner that part of the film **33** that passes along a back side of the conjuring tool passes between the recessed accommodating portion and a bottom side of the conjuring tool.

To be specific, the film **33** is extended between the two rollers **31** in such a manner that part of the film that passes along a front side of the conjuring tool covers the recessed accommodating portion **32**, whereas the part of the film **33** that passes along the back side of the conjuring tool passes between the recessed accommodating portion **32** and the bottom side (the back side) of the base **30**.

Furthermore, an open operating window **34** is, as shown in FIG. 4, formed in the bottom side of the base **30** for allowing the part of the film **33** that passes along the back side of the conjuring tool to be exposed. With this open operating window portion so formed, the operator can move the part of the film that passes along the back side of the conjuring tool in a direction which intersects with the axial direction of the rollers **31** substantially at right angles with his or her finger, and as a result, the operator can move the whole of the film **33** via the rollers **31**.

Note that in this embodiment, the description will be made based on the understanding that a film in which a

4

gradation pattern is provided on a transparent film is used as the film **33**. In addition, the color of the non-transparent portions of the film **33** or the gradation pattern needs to be identical to that of a bottom surface of the recessed accommodating portion **32**.

Assembly of Respective Constituent Elements

Then, the card trick performing conjuring tool **1** shown in FIG. 1 is completed by assembling the respective constituent components that have been described above in the following manner.

Firstly, the special plate **20** is placed on the base **30** that is constructed as described above. Next, the frame case **10** is placed on the base **30** on which the special plate **20** is rested from thereabove in such a manner as to cover the base **30**. As this occurs, the frame case **10** is placed to cover the base **30** in such a manner that the insertion opening **11** provided in the frame case **10** is positioned at the opening in the side of the recessed accommodating portion **32**.

By following this procedure, the recessed accommodating portion **32** is covered with the gradation film **33**, the special plate **20** and the open window portion **12** in that order from the bottom. Then, by assembling the constituent components in this manner, the card trick performing conjuring tool **1** shown in FIG. 1 can be completed.

Note that while in this embodiment, the special plate is described as being separate from the frame case, the special plate may be constructed to be fitted in the open window portion in the frame case.

Procedure for Operating the Card Trick Performing Conjuring Tool

Next, described below by reference to FIGS. 5 to 7 will be an example of a procedure for performing a conjuring trick using the card trick performing conjuring tool **1** that is constructed as has been described above. Note that in this embodiment, a procedure for performing a conjuring trick using a note **100** will be described.

Firstly, before starting a conjuring trick, the operator moves with his or her finger the part of the gradation film **33** that passes along the back side of the conjuring tool **1** and which is exposed in the open operating window portion **34** in the direction which is substantially normal to the axial direction of the rollers **31** so that the unpainted transparent portions of the gradation film **33** are positioned within the open window portion **12**. Then, in this state, the operator starts a conjuring trick in the following procedure.

Firstly, the operator inserts, as shown in FIG. 5, a note from the insertion opening **11** into the card trick performing conjuring tool **1**. As this occurs, the note **100** so inserted is accommodated in the recessed accommodating portion **32**. Note that in this embodiment, the note **100** is folded partially and is then so inserted. Then, the operator allows the viewer to observe the note **100** made to appear in the open window portion **12**.

As this occurs, since the viewer who observes the inside of the open window portion **12** sees the note **100** through the special plate **20** that can provide the effect that has been described above, the note **100** within the open window portion **12** looks as if it were transparent.

The principle of this phenomenon will be described below. Firstly, while the note **100** in the open window portion **12** can be viewed through the special plate **20**, according to the effect of the special tool that has been described previously, since the three-dimensional pattern (the dot-like pattern in this embodiment) of the special plate **20** has a certain depth and is seen as if it were receding deeper than the upper surface of the special plate **20**, the viewer sees as if dots of the dot-like pattern that are seen to

5

overlap the note **100** existed deeper than the note **100**. Thus, the note **100** within the open window portion **12** looks transparent to the viewer from this principle.

Note that, as this occurs, the transparent portions of the gradation film **33** are present between the note **100** in the open window portion **12** and the special plate **20**.

Following this, the operator manipulates the finger of the hand that grabs the conjuring tool **1** in such a manner as not to be seen from the viewer and moves the part of the gradation film **33** that passes along the back side of the conjuring tool **1** and which is exposed in the open operating window portion **34** in the direction which is substantially normal to the axial direction of the rollers **31**. The whole of the gradation film **33** starts to move from this operation, whereby gradated portions of the gradation pattern which are the non-transparent portions of the gradation film **33** gradually move into the open window portion **12**.

Then, when the gradated portions come to enter between the note **100** shown in the open window portion **12** and the special plate **20**, it looks to the viewer as if the note **100** within the open window portion **12** was disappearing gradually (in this embodiment, gradually from a lower side of the note **100**) as shown in FIG. **6**, and furthermore, it looks as if the note **100** had disappeared completely at portions of the gradated portions which are darker in color.

The principle of this phenomenon will be described below. When the gradated portions whose color is identical to that of the bottom surface of the recessed accommodating portion **32** and which are thus non-transparent move between the note **100** in the open window portion **12** and the special plate **20**, the note **100** in the open window portion **12** is caused to disappear gradually by the gradated portions. As this occurs, however, the dot-like pattern seen in the open window portion **12** is concealed by the gradated portions in no case and exist at the same positions at all times, and moreover, the dot-like pattern continues to be seen to be receding deeper than the surface of the special plate **20**, and therefore, it looks to the viewer as if the note **100** in the open window portion **12** were disappearing gradually.

Then, when continuing to move the whole of the gradation film **33** using the finger, since the note **100** within the open window portion **12** is completely concealed by the darker portions of the gradation film **33**, it looks to the viewer from the aforesaid principle as if the note **100** within the open window portion **12** had completely disappeared in the end as shown in FIG. **7**. Thus, in this way, an illusion can be given to the viewer in which the note **100** within the open window **12** has gradually disappeared in front of him or her.

Following this, from this state, the operator starts to move with his or her finger the part of the gradation film **33** that passes along the back side of the conjuring tool **1** and which is exposed in the open operating window portion **34** in an opposite direction to the direction in which the gradation film **33** has been moved. Then, this time, the note **100** in the open window portion **12** that has completely disappeared is then allowed to start to appear gradually (in this embodiment, gradually from an upper side of the note **100**), and the three-dimensional pattern of the special plate **20** comes to be superposed on the note **100**, and passing the state shown in FIG. **6**, the whole of the note **100** within the open window portion **12** is allowed to be viewed in the transparent state in the end as shown in FIG. **5** which shows the state in which the note **100** is initially inserted into the conjuring tool **1**.

Thus, the viewer can be given an illusion from the aforesaid principle in which the note **100** in the open

6

window portion **12** that has gradually disappeared in front of him or her has now gradually reappeared in front of him or her.

Note that as another embodiment, the construction of the conjuring tool **1** may be modified to one shown in FIG. **8**. To be specific, in a conjuring tool **1a** shown in FIG. **8**, a open window portion **41** is provided in an upper side (a front side) of a case main body **40** which takes a form resulting from the integration of the frame case **10** and the base **30** in the embodiment described with reference to FIGS. **1** to **4** into a single unit, and a special plate **42** that provides a similar effect to that of the special plate **20** in the previous embodiment is fitted in the open window portion **41**.

In addition, two rollers **43** are mounted in the interior of the case main body **40** in such a manner that axial directions of the rollers **43** become parallel with each other, and a recessed accommodating portion **44** is formed between the respective rollers **43** so mounted. In addition, a through opening **46** is provided in a side of the case main body in which the rollers **43** are mounted in such a manner as to allow a note **100** or card to pass underneath the rollers **43**.

Furthermore, a film **45**, which is similar to that of the previous embodiment, is extended between the two rollers **43** in such a manner as to pass between the note **100** and the special plate **42** as shown in FIG. **8(b)**. Then, by constructing the conjuring tool **1a** as has been described above, non-transparent portions and a gradation pattern on the film **45** can be moved in a parallel direction to a direction in which the note **100** or a card is inserted.

In addition, while, in the previous embodiment, the operator moves the film **33** with his or her finger, the rollers **31**, **43** may be electrically rotated so as to move the film **33**, **45**. In this case, for example, a motor for rotating the rollers **31**, **43** and a power supply such as a battery for operating the motor need to be incorporated within the conjuring tool **1**, and a switch for switching the rotational direction of the motor also needs to be provided on a bottom portion of the base **30** and the case main body **40**, whereby since the operator can move the film **33**, **45** by actuating the motor by operating the switch in such a manner as not to be seen by the viewer to thereby control the rotation of the rollers **31**, **43**, even a beginner who cannot move his or her finger smoothly can attain the effect provided by the conjuring tool **1** easily.

In addition, while, in the embodiments, the film **33**, **45** is moved via the two rollers, end portions of the film **33**, **45** or strings connecting to the end portions of the film **33**, **45**, respectively, may be made to be exposed to the outside of the conjuring tool, so that the film **33**, **45** can be moved by holding to pull the end portions of the film **33**, **45** or the strings connecting thereto.

What is claimed is:

1. A conjuring tool for performing a card trick, wherein a recessed accommodating portion which is a space for accommodating therein a note or card that is inserted thereinto from the outside of the conjuring tool or a note or card that has been inserted in advance is formed in the interior of the conjuring tool, wherein

there are provided;

an open window portion for allowing the note or card that has been so inserted into the recessed accommodating portion to be viewed from the outside of the conjuring tool via a special plate that has an effect of making a viewer feel a certain degree of depth, and

a film disposed between the note or card so inserted and the special plate and having transparent portions and non-transparent portions, and wherein

the film is arranged to move on the note or card.

7

2. A conjuring tool for performing a card trick as set forth in claim 1, wherein

the recessed accommodating portion is formed between two rollers that are provided in parallel in the interior of the conjuring tool, and wherein

the film is attached to the two rollers, whereby the film is allowed to move on the note or card by moving the whole of the film via the rollers.

3. A conjuring tool for performing a card trick as set forth in claim 2, wherein

the film surrounds the recessed accommodating portion in a direction which intersects at right angles with a direction in which the note or card is inserted, and the film is extended between the two rollers in such a manner that part of the film that passes along a back

8

side of the conjuring tool passes between the recessed accommodating portion and a bottom side of the conjuring tool, and wherein

an open operating window portion is provided in the bottom side of the conjuring tool for allowing the part of the film that passes along the back side of the conjuring tool to be exposed, whereby

the whole of the film can be moved via the rollers when an operator moves with his or her finger the part of the film that passes along the back side of the conjuring tool in a direction which is substantially normal to an axial direction of the rollers.

* * * * *